



# Waterloo

Healthcare Medical Carts



*emergency carts  
anesthesia carts  
isolation carts  
treatment/procedure carts  
bedside/slim carts*

PRODUCT CATALOG



## MEDICAL STORAGE IS ALL WE DO

Our sole focus is on manufacturing the best possible aluminum and steel procedure carts for the medical industry. Without the distraction of other unrelated product lines we have been able to accomplish this goal for well over 40 years.

Waterloo Healthcare's singular purpose is to address the ever-changing requirements of our long-time customers in healthcare. As requirements for security and the need for rapid access to critical supplies change we are poised and ready to create a purpose built cart for you.

Our in-house staff of engineers pride themselves on their ability to create custom designs for our customers. If we don't have a cart or accessory that serves your unique needs, chances are we can design something for you.

Waterloo offers a bumper to bumper FIVE YEAR warranty that stands out in the industry. More than likely your facility already has Waterloo carts that have been serving you for years. We know of Waterloo carts manufactured in the 1970's that are still in service today...a testament to the quality we build into each and every cart we manufacture!

Let's face it, carts aren't rocket science, but getting the right configuration that will facilitate your staff's needs can seem like it. That's why our customer support team, national distributors and field sales reps are available to meet with you to help you match the right Waterloo cart for the job.

### FREE DRAWER CUSTOMIZATION

Select ANY combination of drawer sizes and colors at no extra charge. Other cart companies charge for this privilege.

### FREE PLASTIC TOP

Other companies charge extra for plastic tops but with Waterloo carts, plastic tops are always FREE!

### CARTS ARRIVE FULLY ASSEMBLED

Lift the top off the box and your carts are ready to roll into service! Drawer fronts, drawer handles and casters are all factory installed. The only assembly required are the two push handles, since you may have a preference on which side you'd like them. We even include the tool to mount them. Please note: optional accessories may require field installation.

### TURNKEY DELIVERY AVAILABLE

For a very small "per cart" fee we can fully assemble ALL required accessories and deliver your carts palletted, shrinkwrapped and on dedicated trucks so they can be immediately rolled into service! For large cart projects (Crash carts, Anesthesia carts, Bedside carts, etc...) this represents a huge labor cost savings to your facility and allows for immediate cart deployment! Call for details.

### WATERLOO IS THE MANUFACTURER

Other cart companies may appear to manufacture their own carts when in reality they have them manufactured for them. At Waterloo we ARE the manufacturer which allows us a greater level of control and flexibility on your cart orders. Want something that you don't see in our catalog? Give us a call—we love custom work!

### LOCAL SALES REPRESENTATIVES

Local reps are available to bring in a cart for your evaluation, just give us a call!

### FIELD SERVICE TECHNICIANS

Should you need field service to upgrade your Waterloo carts to a new locking system, or a new drawer configuration we have field service techs that can be dispatched to your facility. There is a charge for this service, but it can be far less expensive to field upgrade your Waterloo carts than to purchase all new ones. As a manufacturer we offer resources that other cart companies cannot.



## TABLE OF CONTENTS

- ALUMINUM OR STEEL? ..... 4
- STANDARD FEATURES & SIZE OPTIONS ..... 5
- SECURITY LOCKING SYSTEMS ..... 6
- COLOR OPTIONS ..... 7
- MEDICAL CARTS**
- EMERGENCY CARTS ..... 8-11
- ANESTHESIA CARTS..... 12-15
- ISOLATION CARTS & ORGANIZERS ..... 16-19
- BEDSIDE/NURSE SERVER CARTS ..... 20-23
- SPECIALTY/TREATMENT/PHLEBOTOMY CARTS ..... 24-27
- ACCESSORIES**
- DIVIDERS & TRAYS..... 28-29
- ACCESSORIES..... 30-34
- CROSS-REFERENCE SPECIFICATION CHART ..... 35**



## WHICH CART IS RIGHT FOR YOU

### ADVANTAGES OF ALUMINUM

Our ELITE aluminum carts fly from procedure to procedure almost as if they had wings! That's because they're made of the same high grade aluminum as commercial airliners. Not only are they easy to get rolling, but more importantly, they are easy to stop.

Once there, the Waterloo ELITE aluminum cart offers you twice the work surface as a comparable steel cart AND built in organization with our U-Divide divider system in each and every drawer!

The ELITE aluminum cart was purpose built for maximum speed and efficiency when your work demands it.



ABS cutaway plastic top minimizes wrist strain when writing or working on the cart's surface.

Dual pull-out shelves provide additional work surface on both sides of the cart.

Two included side accessory panels allow accessories to be mounted to sides of cart. Can be raised or lowered providing limitless accessory configuration options.

Auto-closing drawer glides on all drawers.

Adjustable dividers included in all aluminum cart drawers.

Corner mount accessory rails allow flexible positioning of accessories without the need for pre-drilled holes. Provides a cleaner look and the ability to "Fine tune" accessory placement.

UTRLA-333669-RED

### ADVANTAGES OF STEEL

Our Steel carts offer many of the same great features as our aluminum carts but at a more economical price point.

Our steel carts include one slide out side shelf as standard equipment, with drawer dividers available as optional accessories. (See our cart accessories pages)

Our steel cart has been a Healthcare industry standard for close to five decades!

ABS plastic molded top.

Single pull-out shelf provides additional work surface.

Dual push handles.

Pre-threaded holes on sides & back to easily mount accessories.

Auto-closing drawer glides on all drawers.

5" Premium "Easy roll" sealed bearing casters with precision bearing swivels. Thread guards minimize sutures and other materials from collecting around axles and keep carts rolling smoothly.

Advanced nylon reinforced polycarbonate bumper provides a wider wheel base and greater cart stability and protection. Single piece construction resists scuffs and scratches.

UTGKU-333369-RED

1.800.833.4419 F. 602.437.2270

## MORE FEATURES : MORE SIZES

### STANDARD FEATURES ON ALL WATERLOO CARTS



**SELF-CLOSING BALL BEARING SLIDES**  
High-Quality "auto closing" drawer glides with 48 ball bearings per slide provide easy drawer access.



**BALL BEARING CASTERS**  
Our casters have precision sealed bearings for easy "maintenance free" rolling and thread guards to reduce hair, sutures and other material being collected around the axle.



**DURABLE POWDER-COATED SURFACES**  
Durable powder painted surfaces look great while protecting your cart. Cart exteriors available in Red, Electric Blue, and Light Gray. Drawer fronts available in 16 different colors!



**STABILIZING BASE**  
Our "one piece" nylon reinforced polycarbonate stabilizer base provides a wider more stable platform that resists scuffs/scrapes while protecting your cart.



**ERGONOMIC PUSH HANDLES**  
Our "one-piece" handles fit naturally in the palm of your hand and provide better control than traditional horizontal push handles.



**FULLY ASSEMBLED**  
Drawer fronts and drawer handles installed at our factory mean your cart arrives ready to roll out of the box! Only thing you need to attach are the two push handles...and we even include the wrench!



**INCLUDED REMOVABLE TOP**  
Waterloo carts come standard with a removable/replaceable plastic top.



**NO EXTRA CHARGE FOR CUSTOM DRAWER CONFIGURATIONS**  
Want two 3" drawers instead of a single 6" drawer? No Problem and more importantly...NO EXTRA CHARGE! Create your own custom drawer configuration with all Waterloo carts. Your choice of 3", 6", 9" and 12" drawers.



**TRANSPORT LOCK KEEPS CART CONTENTS SECURE**  
While external gatelocks are available, our internal dual lock bars lock each drawer at two points to keep drawers closed even during rapid transport.

### AVAILABLE CART SIZES



**STANDARD WIDTH ALUMINUM AND STEEL CARTS**  
29" Width x 24.5" Depth (includes stabilizer base)  
Drawer interior dimensions 22" Wide x 16.5" Deep

**JUNIOR WIDTH ALUMINUM AND STEEL CARTS**  
23" Width x 24.5" Depth (includes stabilizer base)  
Drawer interior dimensions 16.5" Wide x 16.5" Deep



## GETTING THE RIGHT ACCESS METHOD

Waterloo has you covered when it comes to security. Whether you need controlled cart access or simple tamper evident locks, we have a locking configuration to meet your needs. We can even offer customized solutions that would allow you to lock certain drawers independently.

Want a separate tamper evident breakaway lock on the top pharmacy drawer on your Crash Cart? Not a problem! Simply add gatelocks to any drawer.

Want a "Controlled substance" drawer on your anesthesia cart? We've got you covered there as well! Our dual access controlled substance drawer locks are available on any of our WiFi enabled locks. One code (or prox card swipe) gains access to the cart and another key-code is required for access to the controlled substance drawer.

We even have WiFi connectivity on our electronic and proximity locking carts that allows you to remotely change passcodes and access usage activity from a central server (additional software required).

All key locks are "Keyed differently" unless customer requested to be "Keyed alike." Key override locks for electronic or mechanical keyless locks are "Keyed alike."



UTGQA-333369-FWG

### KEY LOCKING SYSTEM

Standard key-lock that includes two keys. On multiple cart orders, we will key all carts differently unless you request them to be keyed alike.



### LEVER/BREAKAWAY LOCKING SYSTEM

Our centralized lever-lock provides easy access for your tamper evident breakaway seals. Additionally it serves as a "Transport Lock" that keeps drawers in place during rapid transit. No more heavy fluid drawers flying open when turning corners en route to your procedure.



### GATE LOCKING SYSTEM

Individual gate locks allow you to independently secure drawers with either breakaway or key locks. You can even group drawers together by department with larger gate locks. Gate locks can streamline Crash Cart re-stocking by allowing you to only restock drawers accessed during a code.

Available in 3" increments up to a full 30" bar.



### PUSH BUTTON COMBINATION LOCKING SYSTEM

Go Keyless with our reliable mechanical push-button lock. Requires no batteries and the combination is user adjustable.



### ELECTRONIC LOCKING SYSTEM (OPTIONAL WIFI AVAILABLE)

User programmable electronic lock accommodates many users and provides an audit trail of cart access.



### PROXIMITY LOCKING SYSTEM (OPTIONAL WIFI AVAILABLE)

Adds the increased convenience of standard HID (Or iClass) Employee Card access to our user programmable electronic lock. Accommodates many users and provides an audit trail of cart access.



### DUAL ACCESS CONTROLLED SUBSTANCE DRAWER

Keeps controlled substances secure in the top drawer by requiring two credentials to gain access. Proximity card swipe gains access to all drawer except the top "Controlled substance" drawer. A secondary key code is required to gain access to this drawer.

Available on WiFi locks only.



All Waterloo carts are coated with a highly durable powder paint that is designed to withstand the demands of the medical environment. The powder paint we use is designed to stand up to standard cleaning solvents used in central sterile supply for surface cleaning.

With 16 colors to choose from and the ability to mix and match drawer colors on a single cart you will be able to create a unique cart for your particular application and/or to match a specific decor.



UTGKA-33669-VIL

UTRLA-33669-RED

UXGLA-9PEDS





EMERGENCY CARTS

Rapid and organized response to a cardiac emergency is essential. The Waterloo aluminum cart is about 30% lighter than a standard steel cart, offering faster response times. The included steering caster allows the cart to take tight corners further improving maneuverability.

Work surface and drawer organization are vital during a Code. Our dual slide out shelves virtually double your cart top work surface, allowing you to move equipment/supplies to the cart top and within easy reach.

Inside our drawers you'll find durable metal drawer dividers that will keep supplies organized and orderly. No more fumbling around for items in the heat of an emergency. Our metal dividers will stand up to years of use and can be sub divided with optional plastic sub dividers.

Dual slide out work surfaces operate independently and virtually double your work surface!

Included plastic top with cutaway front is designed to be "Wrist friendly" as you work on the cart top.

Large stylish/contemporary drawer handles offer a more updated look and enhanced functionality

Adjustable metal dividers (One long and One short) included in all aluminum cart drawers.

Advanced nylon reinforced polycarbonate bumper provides a wider wheel base and greater cart stability and protection. Single piece construction resists scuffs and scratches.

5" Premium "Easy roll" sealed bearing casters with precision bearing swivels. Thread guards minimize sutures and other materials from collecting around axles and keep carts rolling smoothly.



UTRLA-333369-RED

RECOMMENDED ACCESSORIES

**IV POLE**  
Standard style IV Pole.  
Part# IV-2  
SEE PAGE 30.



**OXYGEN TANK BRACKET**  
Powder coated oxygen tank bracket.  
Part# OTB-5  
SEE PAGE 30.



**CARDIAC BOARD**  
Slim cardiac board and mounting brackets.  
Part# CBB-9  
SEE PAGE 30.



**WRAP AROUND RAILING**  
Cart top railing keeps items on cart top during transport.  
Part# R-4 (aluminum carts)  
R-3 (Steel carts)  
R-JR (Med-Jr carts)  
SEE PAGE 32.

**SHARPS CONTAINER BRACKET**  
Accommodates standard 5QT sharps container. Locking version also available.  
Part# SB-2  
SEE PAGE 30.

**SWIVEL MONITOR SHELF**  
Monitor/Defibrillator shelf swivels 360 degrees and locks into position to accommodate defibrillator access from any side of the cart.  
Part# ER-SHLFA (Aluminum Carts)  
ER-SHLF (Steel carts)  
ER-SHLF2000 (ER2000 carts)  
SEE PAGE 32.

FEATURE COMPARISON

ELITE ALUMINUM	TRADITIONAL STEEL
Unicart Construction ●	Unicart Construction ●
Self-closing Ball Bearing Slides ●	Self-closing Ball Bearing Slides ●
Easy-roll Casters ●	Easy-roll Casters ●
Includes Drawer Divider Set ●	Includes Drawer Divider Set ○
Universal Accessory Mounting System ●	Universal Accessory Mounting System ○
Dual Pullout Work Shelves ●	Dual Pullout Work Shelves ●
Lightweight Construction ●	Lightweight Construction ○

EMERGENCY CARTS

Economical steel crash carts offer a robust work platform that can be configured with accessories to address your code cart needs.

Included side shelf on right side of cart provides additional work surface. Optional trays and dividers are available to further organize the contents of your cart. Shares many of the same great features as our aluminum cart but at a more economical initial price.

If you are considering a steel cart and are looking to organize it with optional plastic trays/dividers, you may wish to consider our aluminum carts. The included dividers and dual pull out side shelves that come standard on our aluminum carts may offset the additional cost to upgrade.

Single pull-out shelf provides additional work surface.

Smooth, easy-to-clean and removable work surface.

Pre-drilled holes to mount accessories.

Advanced nylon reinforced polycarbonate bumper offers a wider wheel base for more stability while offering superior protection. Single piece construction that resists scuffs and scratches.

5" Premium "Easy roll" sealed bearing casters with precision bearing swivels. Thread guards minimize sutures and other materials from collecting around axles and keep carts rolling smoothly.



UTRLU-333369-RED

CRASH CARTS

CRASH CARTS

Crash carts come in all shapes and sizes, and at Waterloo we acknowledge that fact by manufacturing a wide variety of cart sizes designed to fit your specific needs. Simply choose your desired drawer combination of 3", 6", 9" or 12" drawers and we can help you pick the correct cart height to accommodate your configuration. From there, you can choose between an all red or all blue cart depending on your facility's designated crash cart color.

If you'd like to color code drawers to make them easy to identify quickly (example: White airway drawer), we are happy to accommodate that request at no extra charge! Just tell us what drawer front and what color and we can

personalize your carts for you. Another advantage of working with a true manufacturer of medical carts!

We can also outfit your crash carts with individual breakaway gatelocks over various drawers. These can not only save re-stocking time, but add extra security to drawers that need it (See page 6 for lock options).

Waterloo aluminum crash carts available in Extra-Tall, Tall, Medium and Short cart sizes (See page 5 for sizing chart).

Steel carts come in many of the same cart heights as our versatile aluminum carts. Just like our aluminum carts, choose your desired drawer combination of 3", 6", 9" or 12" drawers which will help us determine the correct cart height for your configuration. Then, choose between an all red or all blue cart depending on your facility's designated crash cart color.

Should you like to color-code any drawers, simply let us know which drawer and what color (from one of our 16 available colors) and we are happy to accommodate your request. We never charge for this option!

Individual gatelocks are available on steel carts and can be installed at our factory for you.

Waterloo steel crash carts available in Extra-Tall, Tall, Medium and Short cart sizes (See page 5 for sizing chart).

The Waterloo ER-2000 takes an innovative approach to crash carts and is designed to offer full access to all drawers in a code with the push of a button. Call for more details!



One press of the centrally located latch opens the dual front doors exposing all drawers for rapid access.

Drawer trays can be removed to be positioned where needed during a code.



# ANESTHESIA CARTS

Organization and work surface are important features on an anesthesia cart and the Waterloo aluminum anesthesia cart offers both. With the U-Divide drawer divider system included in every drawer a Waterloo aluminum cart is organized right out of the box. Fine tune your organization with a vast variety of custom trays and dividers that offer more specific organizational options.

With two pull out side shelves, work surface on an Waterloo aluminum cart is virtually double that of competitive carts! Couple that with a variety of above cart tilt bin and shelving options and you have all the flexibility needed to organize equipment and supplies that need to be readily available in the OR.



UTGSA-333369-DKB

Dual slide out work surfaces operate independently and virtually double your work surface!

Included plastic top with cutaway front is designed to be "Wrist friendly" as you work on the cart top.

Large stylish/contemporary drawer handles offer a more updated look and enhanced functionality

Adjustable metal drawer dividers (One long and One short) included in all aluminum cart drawers.

Advanced nylon reinforced polycarbonate bumper provides a wider wheel base and greater cart stability and protection. Single piece construction resists scuffs and scratches.

5" Premium "Easy roll" sealed bearing casters with precision bearing swivels. Thread guards minimize sutures and other materials from collecting around axles and keep carts rolling smoothly.

## RECOMMENDED ACCESSORIES

### TILT BINS

Convenient tip out tilt bins available in 3Bin, 4Bin, 5Bin and 6Bin sizes. Requires Base rail system sold separately  
Part#s TB-3, TB-4, TB-5, TB-6  
SEE PAGE 321



### BASE RAIL SYSTEM

Horizontal rail system for mounting tilt-bins, shelves and other accessories.  
Part#s BRS-2 or BRS-Jr (Med Jr Carts)  
SEE PAGE 32.



### WASTE BASKET

Large 20Quart plastic waste basket.  
Part#s BSK-2 (20Qt) or BSK-1 (6Qt)  
SEE PAGE 31.



### CLEAR ORGANIZER

Clear acrylic organizer to keep small items at hand.  
Part# ORG-1S  
SEE PAGE 32.

### TAPE DISPENSER

Light gray metal tape dispenser can be mounted directly to the top of the cart via included suction cups or to a base rail system using the included accessory hooks. Holds approximately 10 rolls of tape.  
Part# TD-1  
SEE PAGE 32.



### WIRE STORAGE BASKET

Extra Large Wire Storage Basket mounts to accessory railing and measures 15.5"W x 9.5"D x 5.5"H.  
Part# WSB-1  
SEE PAGE 32.



## FEATURE COMPARISON

ELITE ALUMINUM	TRADITIONAL STEEL
Unicart Construction ●	Unicart Construction ●
Self-closing Ball Bearing Slides ●	Self-closing Ball Bearing Slides ●
Easy-roll Casters ●	Easy-roll Casters ●
Includes Drawer Divider Set ●	Includes Drawer Divider Set ○
Universal Accessory Mounting System ●	Universal Accessory Mounting System ○
Dual Pullout Work Shelves ●	Dual Pullout Work Shelves ●
Lightweight Construction ●	Lightweight Construction ○

# ANESTHESIA CARTS

Economical steel anesthesia carts offer a robust work platform that can be configured with accessories to facilitate your work in the OR.

Shares many of the same great features as our aluminum cart but at a more economical initial price. Included side shelf on right side of cart provides additional work surface. Optional trays and dividers are available to further organize the contents of your cart.

If you are considering a steel cart and are looking to organize it with optional plastic trays/dividers, you may wish to consider our aluminum carts. The included dividers and dual pull out side shelves that come standard on our aluminum carts may offset the additional cost to upgrade.



UTGSU-333369-DKB

Single pull-out shelf provides additional work surface.

Smooth, easy-to-clean and removable work surface.

Pre-drilled holes to mount accessories

Advanced nylon reinforced polycarbonate bumper provides a wider wheel base and greater cart stability and protection. Single piece construction resists scuffs and scratches.

5" Premium "Easy roll" sealed bearing casters with precision bearing swivels. Thread guards minimize sutures and other materials from collecting around axles and keep carts rolling smoothly.

ANESTHESIA CARTS

ANESTHESIA CARTS

Anesthesia carts come in all shapes and sizes, and with various security requirements. At Waterloo we acknowledge that fact by manufacturing a wide variety of cart sizes and locking options designed to fit your specific needs. Simply choose your desired drawer combination of 3", 6", 9" or 12" drawers and we can help you pick the correct cart height to accommodate your configuration.

Then simply select your cart exterior color and your drawer front colors. If you'd like to color code drawers to make them easy to identify quickly (example: White airway drawer), we are happy to accommodate that request at no extra charge! Just tell us what drawer front and what color and we can personalize your carts for you. Another advantage of working with a true manufacturer of medical carts!

Waterloo aluminum anesthesia carts are available in Extra-Tall, Tall, Medium and Short cart sizes (See page 5 for sizing chart).

Waterloo anesthesia carts are available with a variety of locking options. From a simple key lock to a WiFi capable proximity card reader, we can provide the right level of security for your operating rooms.



Further enhance cart security with an independently locking "controlled substance" drawer (optional) to keep drugs secure. One swipe of an approved employee badge gains access to all drawers with the exception of the top drug drawer. A secondary key-code allows access to the controlled substance drug drawer keeping important drugs secure.



UTGOA-333369-FWG

UMGSA-33369-VIL

USGKA-3369-LTG



USGKU-33339-TLG

UTGKU-33669-DKB

UXGSU-333669-ELB

Steel carts come in all of the same cart heights as our versatile aluminum carts.

As with our aluminum carts, choose your desired drawer combination of 3", 6", 9" or 12" drawers. From there we can determine the appropriate cart height for your configuration. For available cart sizes see sizing chart on page 5.

Next, select your cart exterior color and preferred drawer front colors. Should you like to color-code any drawers, simply let us know which drawer and what color (from one of our 16 available colors) and we are happy to accommodate your request. We never charge for this option!



# ISOLATION CARTS

Access to isolation supplies has never been easier or more efficient than with Waterloo's line of Isolation carts and organizers. Whether you need the storage capacity of a full size cart or require a more efficient use of space as offered by our line of Med-Jr carts and wall organizers, Waterloo has you covered.

Our isolation carts offer storage for caps, gowns and masks as well as handy accessories such as glove box holders, waste baskets, and coat hooks.

Waterloo aluminum carts include dual slide out side shelves that virtually double your work surface.

Metal drawer dividers are also included in every drawer of a Waterloo aluminum cart.



Dual slide out work surfaces operate independently and virtually double your work surface!

Included plastic top with cutaway front is designed to be "Wrist friendly" as you work on the cart top.

Large stylish/contemporary drawer handles offer a more updated look and enhanced functionality

Adjustable metal drawer dividers (One long and One short) included in all aluminum cart drawers.

Advanced nylon reinforced polycarbonate bumper offers a wider wheel base for more stability while offering superior protection. Single piece construction that resists scuffs and scratches.

5" Premium "Easy roll" sealed bearing casters with precision bearing swivels. Thread guards minimize sutures and other materials from collecting around axles and keep carts rolling smoothly.

USGKA-399-YEL

## RECOMMENDED ACCESSORIES

### SINGLE GLOVE BOX HOLDER

Universal Glove Mask box holder  
User adjustable to accommodate various box dimensions.  
Part# GMH-1  
SEE PAGE 31.



### TRIPLE GLOVE BOX HOLDER

Glove box holder that will hold 3 glove boxes and mounts to our accessory rails.  
Part# BH-3  
SEE PAGE 31.

### WASTE BASKET

Large 20 Quart plastic waste basket.  
Part# BSK-2  
SEE PAGE 31.



### SHARPS CONTAINER BRACKET

Accommodates standard 5QT sharps container. Locking version also available.  
Part# SB-2  
SEE PAGE 30.



### WIRE CHART HOLDER

Wire notebook holder.  
Part# WNH-1  
SEE PAGE 31.

## FEATURE COMPARISON

### ELITE ALUMINUM

- Unicart Construction
- Self-closing Ball Bearing Slides
- Easy-roll Casters
- Includes Drawer Divider Set
- Universal Accessory Mounting System
- Dual Pullout Work Shelves
- Lightweight Construction

### TRADITIONAL STEEL

- Unicart Construction
- Self-closing Ball Bearing Slides
- Easy-roll Casters
- Includes Drawer Divider Set
- Universal Accessory Mounting System
- Dual Pullout Work Shelves
- Lightweight Construction

# ISOLATION CARTS

Economical steel isolation carts offer a robust work platform that can be configured with accessories to accommodate your isolation supplies. Shares many of the same great features as our aluminum cart but at a more economical initial price.

Included side shelf on right side of cart provides additional work surface. Optional trays and dividers are available to further organize the contents of your cart.

If you are considering a steel cart and are looking to organize it with optional plastic trays/dividers, you may wish to consider our aluminum carts. The included dividers and dual pull out side shelves that come standard on our aluminum carts may offset the additional cost to upgrade.



Single pull-out shelf provides additional work surface.

Smooth, easy-to-clean and removable work surface.

Pre-drilled holes to mount accessories

Advanced nylon reinforced polycarbonate bumper provides a wider wheel base and greater cart stability and protection. Single piece construction resists scuffs and scratches.

5" Premium "Easy roll" sealed bearing casters with precision bearing swivels. Thread guards minimize sutures and other materials from collecting around axles and keep carts rolling smoothly.

USGKU-399-YEL



## ISOLATION CARTS

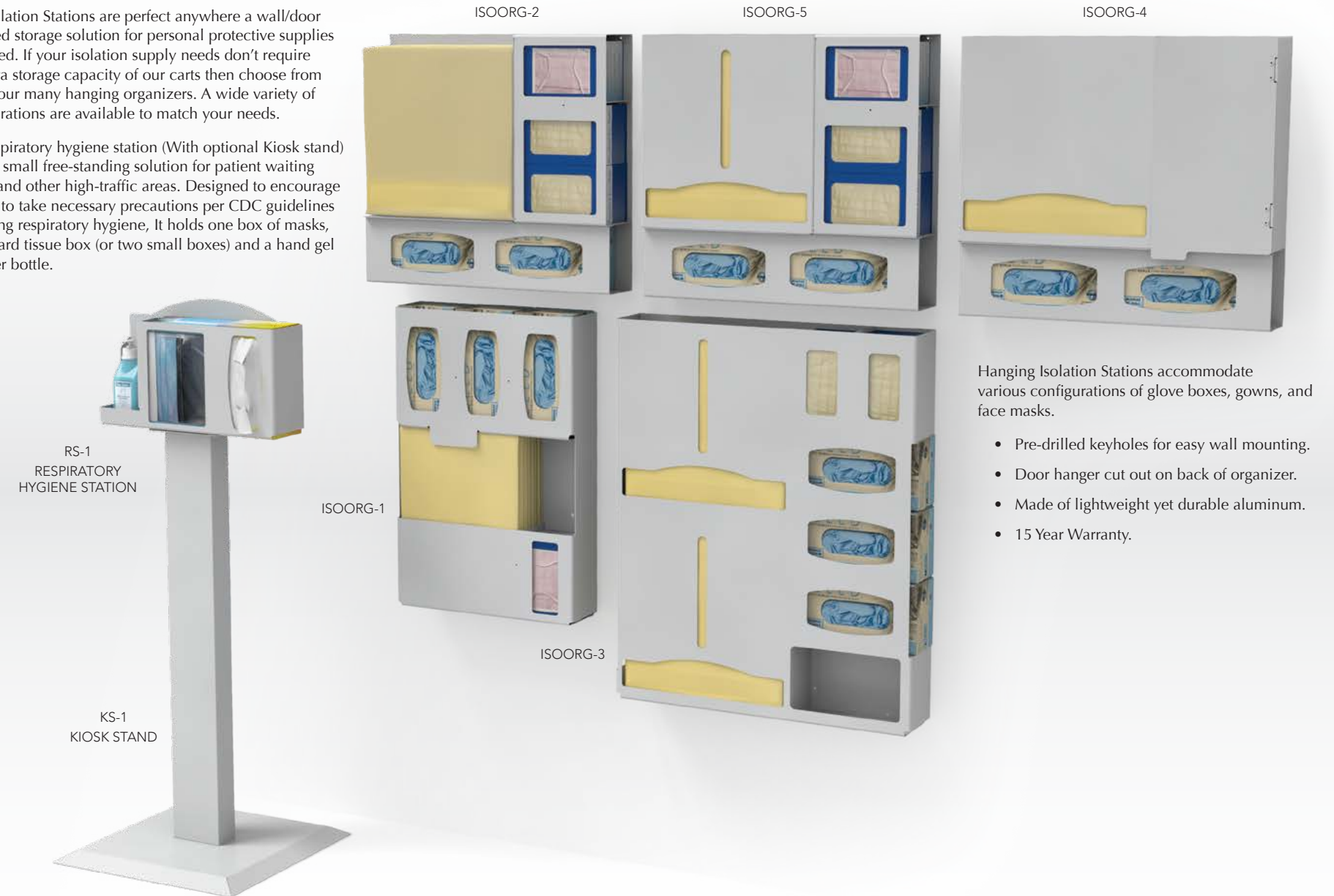
Isolation carts store bulky items such as caps, gloves, gowns, face shields etc... That means you'll need deep drawers and lots of them to hold everything your staff will need to protect themselves from contamination. At the same time, you need to keep cart size to a minimum in order to preserve space on patient floor hallways. Waterloo carts come in both standard and narrow widths along with four different cart heights so you can create the perfect balance between cart size and storage space!



## ISOLATION ORGANIZERS

Our Isolation Stations are perfect anywhere a wall/door mounted storage solution for personal protective supplies is needed. If your isolation supply needs don't require the extra storage capacity of our carts then choose from one of our many hanging organizers. A wide variety of configurations are available to match your needs.

Our respiratory hygiene station (With optional Kiosk stand) offers a small free-standing solution for patient waiting rooms and other high-traffic areas. Designed to encourage visitors to take necessary precautions per CDC guidelines regarding respiratory hygiene. It holds one box of masks, a standard tissue box (or two small boxes) and a hand gel sanitizer bottle.



Hanging Isolation Stations accommodate various configurations of glove boxes, gowns, and face masks.

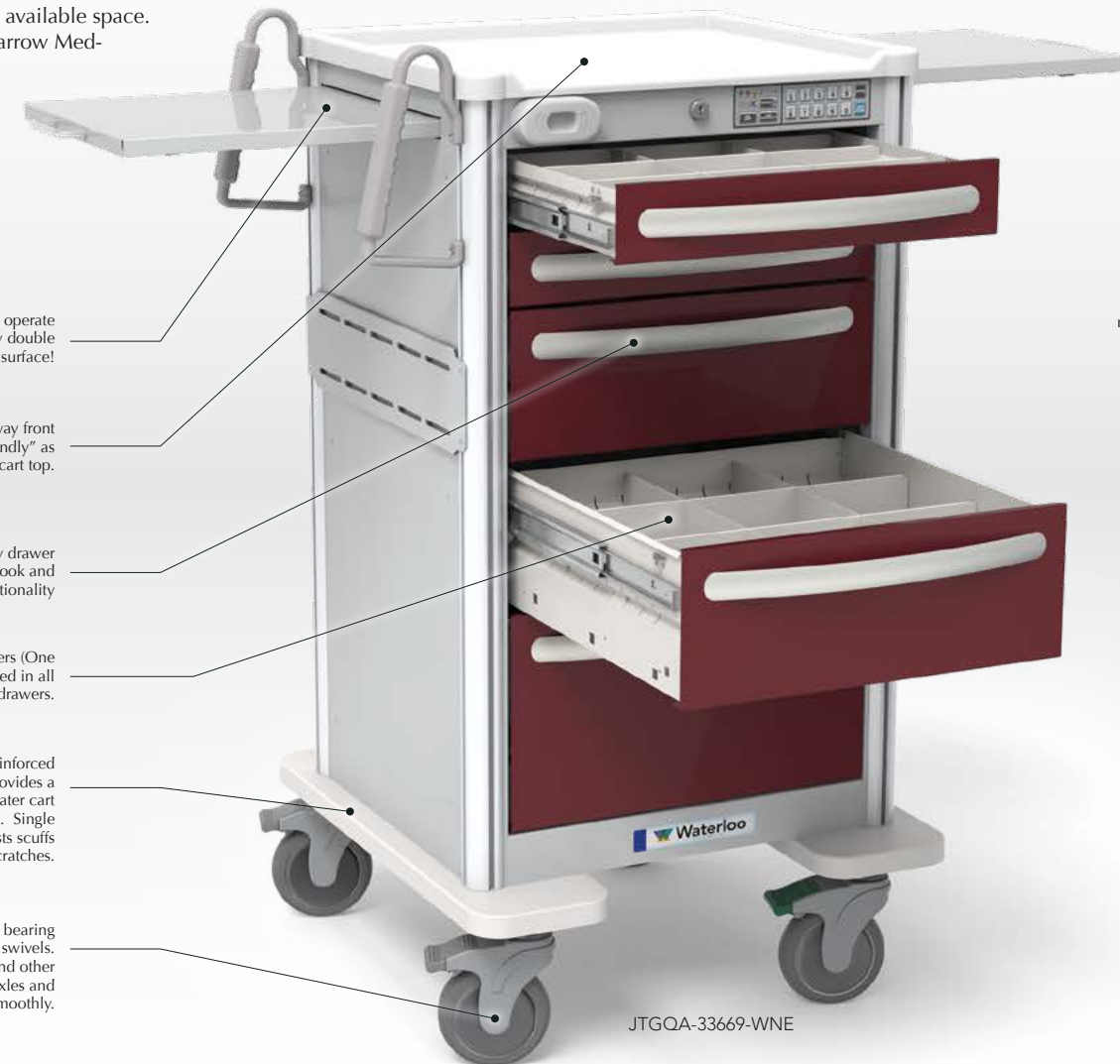
- Pre-drilled keyholes for easy wall mounting.
- Door hanger cut out on back of organizer.
- Made of lightweight yet durable aluminum.
- 15 Year Warranty.



# BEDSIDE/NURSE SERVER CARTS

Improve your nursing staff's "Time spent with patient" by keeping commonly used patient care/nursing supplies at the patient's bedside. Waterloo aluminum bedside carts can fit into tight patient room areas and even under existing counters. Our aluminum carts can even provide extra workspace when needed with the included dual slide out side shelves!

Whatever your storage needs are, Waterloo has a bedside cart designed to fit your available space. From a full width Unicart to a narrow Med-Jr we offer a cart that can accommodate patient supplies and minimize trips to a central supply closet.



Dual slide out work surfaces operate independently and virtually double your work surface!

Included plastic top with cutaway front is designed to be "Wrist friendly" as you work on the cart top.

Large stylish/contemporary drawer handles offer a more updated look and enhanced functionality

Adjustable metal drawer dividers (One long and One short) included in all aluminum cart drawers.

Advanced nylon reinforced polycarbonate bumper provides a wider wheel base and greater cart stability and protection. Single piece construction resists scuffs and scratches.

5" Premium "Easy roll" sealed bearing casters with precision bearing swivels. Thread guards minimize sutures and other materials from collecting around axles and keep carts rolling smoothly.

JTGQA-33669-WNE

## RECOMMENDED ACCESSORIES

### SINGLE GLOVE BOX HOLDER

Universal glove/mask holder. User adjustable to accommodate various box dimensions.  
Part# GMH-1  
SEE PAGE 31.



### TRIPLE GLOVE BOX HOLDER

Glove box holder that will hold 3 glove boxes and mounts to our accessory rails.  
Part# BH-3  
SEE PAGE 31.

### WIRE CHART HOLDER

Wire notebook holder.  
Part# WNH-1  
SEE PAGE 31.



### 3 INCH CASTERS

Replace our standard 5" casters with these 3" versions to lower the cart height and allow the cart to fit under counter tops.

### HALF DRAWER NARCOTICS BOX

Keyless mechanical push-button narcotics box can be used to safely secure patient's personal items.  
Part# SD-3S  
SEE PAGE 34.



## FEATURE COMPARISON

### ELITE ALUMINUM

- Unicart Construction
- Self-closing Ball Bearing Slides
- Easy-roll Casters
- Includes Drawer Divider Set
- Universal Accessory Mounting System
- Dual Pullout Work Shelves
- Lightweight Construction

### TRADITIONAL STEEL

- Unicart Construction
- Self-closing Ball Bearing Slides
- Easy-roll Casters
- Includes Drawer Divider Set
- Universal Accessory Mounting System
- Single Pullout Work Shelf
- Lightweight Construction

# BEDSIDE/NURSE SERVER CARTS

Economical steel bedside carts offer a robust work platform that can be configured with accessories to accommodate your bedside cart supplies. Shares many of the same great features as our aluminum cart but at a more economical initial price.

Included side shelf on right side of cart provides additional work surface. Optional trays and dividers are available to further organize the contents of your cart.



If you are considering a steel cart and are looking to organize it with optional plastic trays/dividers, you may wish to consider our aluminum carts. The included dividers and dual pull out side shelves that come standard on our aluminum carts may offset the additional cost to upgrade.

Single pull-out shelf provides additional work surface.

Included plastic top. Smooth, easy-to-clean and removable work surface.

Pre-drilled holes to mount accessories

Advanced nylon reinforced polycarbonate bumper provides a wider wheel base and greater cart stability and protection. Single piece construction resists scuffs and scratches.

5" Premium "Easy roll" sealed bearing casters with precision bearing swivels. Thread guards minimize sutures and other materials from collecting around axles and keep carts rolling smoothly.

JTGSU-33669-VIL



**BEDSIDE/NURSE SERVER CARTS**

Waterloo aluminum bedside carts are available in a wide variety of sizes and configurations. Dual pull out side shelves and included metal drawer dividers are standard on all our aluminum bedside carts!

If your bedside storage requirements are more than our Slim Med-jr carts accommodate, consider one of our full size Unicarts which provide a larger storage capacity.

Keyless locking options for our aluminum carts include: mechanical push-button, electronic keypad and even proximity card readers for swipe in/swipe out convenience!

All carts available with a "Low profile" package that includes 3" casters mounted directly under the cart (no bumpers).

Our "Low Profile" Bedside cart is designed to tuck neatly under an existing counter or desk. Providing the perfect storage solution for an unused undercounter alcove!

Aluminum Med-Jr carts are available in Extra-Tall, Tall, Medium and Short sizes. For illustrations of available sizes see page 5.

Optional Heavy duty Thermofoil cart tops available (Call for details).



Waterloo steel bedside carts are also available in a wide variety of sizes and configurations. Included side shelf on right side of cart provides additional work surface. Optional trays and dividers are available to further organize the contents of your cart.

Consider our keyless locking options for Steel Med-Jr carts which include mechanical push-button, Electronic keypad and even Proximity card readers for swipe in/swipe out convenience!

All carts available with a "Low profile" package that includes 3" casters mounted directly under the cart (No Bumpers).

Steel Med-Jr carts are available in Extra-Tall, Tall, Medium and Short sizes. For illustrations of available sizes see page 5.

Optional Heavy duty Thermofoil cart tops available (Call for details).



CUSTOM CONFIGURED CARTS

CUSTOM CONFIGURED CARTS

Waterloo carts can be outfitted with accessories to match your specific specialty.

Looking for a "Difficult airway cart"? simply add a scope holder and maybe a waste basket. Would you like a "IV Cart"? no problem...just add a glove box holder, waste basket and a sharps container bracket. By combining our wide array of cart accessories to the appropriate cart you can custom configure your own "Specialty cart".

Give us a call and our customer service team can assist you in creating your own unique "Specialty Cart"!

Below are just a few specialty cart examples.



**CAST CART**  
UTGKA-33669-GRA  
CAST-1 CASTING SHELF

**DIFFICULT AIRWAY CART**  
UTGKA-333369-LTB  
SH-2 scope holder  
BSK-2 Waste Basket

**SUTURE CART**  
UMGKA-33369-LTG  
SUT-1 suture shelf\*  
AMP-2 back accessory panel  
BSK-2 Waste Basket  
SB-1 Univ Sharp Holder



**ENT CART**  
USGKA-3369-WNE  
R-4 Railing  
ORG-1 Plastic Organizer

**IV CART**  
JSGKA-3369-WHT  
SB-1 sharps, BSK-2 Waste Basket  
BH-2 Glove box holder, AMP-1 Side panel,  
IV-2 IV Pole

**MALIGNANT HYPERTHERMIA CART**  
UXGKA-36F-DKB  
includes a SUMMIT 1.6cu. ft. interior refrigerator with exterior digital thermostat and temperature alarm. The internal fan and gel packs help to stabilize the interior temperature. Key locking front door and hospital grade plug come standard.



## HYPERTHERMIA AND PHLEBOTOMY CARTS

The Waterloo All-in-One cart was originally purpose built to allow phlebotomists the opportunity to spend more time on patient floors and less time heading back to the lab for fresh supplies. This very popular cart offers a variety of storage compartments and tilt bins for all your phlebotomy supplies.


But this cart is much more than for phlebotomy alone. With the built in tilt bins, waste receptacle and removable trays this cart can be used as an IV cart, Suture cart, etc... The sky's the limit when it comes to the versatility of our All-In-One cart!



**TALL PHLEBOTOMY CART**  
MTWA-34696-WHT  
internal sharps container, internal trash container, tilt bins, drawers with removable divider trays.

**SHORT PHLEBOTOMY CART**  
MSWA-3469-WHT  
internal sharps container, internal trash container, tilt bins, drawers with removable divider trays.


## VALUE CARTS



**DRAWER TRIM**  
Part# TRIM-ECF, TRIM-ECG,  
TRIM-ECB, TRIM-ECV



**LEVER/BREAKAWAY LOCK**  
For our Value Carts  
Part# A15902A1



**FULL DRAWER TRAY WITH 2 RAILS AND 4 ADJUSTABLE DIVIDERS**  
Fits one per drawer.  
16" w x 16" d x 2.3" h  
Part# WMT-5  
SEE PAGE 29.

Waterloo value carts are designed with budget and size in mind. If you need a compact mobile storage solution that keeps an eye on your pocketbook then our Value cart is for you!

Standard Features include:

- Centralized key lock.
- Ball bearing glide drawers.
- Removable ABS plastic top.
- Includes single pull-out shelf.
- 5" Premium easy roll casters (two braking, one steering, and one full swivel).
- Stabilizer base with high impact nylon reinforced polycarbonate bumper.



ESGKU-399-LTG

ESGKU-3369-LTG

ESGKU-33366-LTG



DIVIDERS & TRAYS



**CUT & CLIP, FRONT TO BACK DIVIDER SYSTEM FOR STEEL CARTS**

Simply score the plastic strips and snap them to create your own divider system. Perfect for 3" drawers. Includes: (6) 22" long strips and 8 clips. (To fit into a Steel Med Junior carts simply cut the strips down to 16.5" long.) Additional clips available in a set of 6. DIV-CC2 (Dividers & Clips) DIV-CLIP (Clips)



**3" GRAY PLASTIC TRAY WITH DIVIDERS**

2.5" tall, plastic tray with adjustable dividers. Includes: 4 short dividers and 4 long dividers. Perfect for 3" drawers. Fits 2 per drawer in Steel and Aluminum Full-Size Unicarts. Fits 1 per drawer in a steel or aluminum Med Junior Cart. Sold by the each. 9.25"W x 15"D x 2.5"H WDC-2025



**5" GRAY PLASTIC TRAY WITH DIVIDERS**

4.5" tall, plastic tray with adjustable dividers. Includes: 4 short dividers and 4 long dividers. Perfect for 6", 9", 12" drawers. Fits 2 per drawer in Steel and Aluminum Full-Size Unicarts. Fits 1 per drawer in a steel or aluminum Med Junior Cart. Sold by the each. 9.25"W x 15"D x 2.5"H WDC-2050



**WHITE DIVIDER BOX WITH CLEAR LID**

White plastic divider box with clear lid. Can be sealed with clear plastic seal. Works in Steel and Aluminum Unicarts only. 21.75"W x 15.75"D x 2.5"H EMER-BOX NOTE: EMER-DV is available as a divider set for the EMER-BOX



**3" WHITE PLASTIC TRAY WITH 13 BINS**

Can be easily reconfigured. Fits in Steel and Aluminum Full-Size Unicarts only. Perfect for 3" drawers. 22"W x 15"D x 2.5"H TT-1A



**3" WHITE PLASTIC TRAY WITH 10 BINS**

Can be easily reconfigured. Fits in Steel and Aluminum Full-Size Unicarts only. Perfect for 3" drawers. 22"W x 15"D x 2.5"H TT-1B



**3" ADJUSTABLE CLEAR DIVIDER SYSTEM WITH ROW OF AMPULE HOLDERS**

For full-size Steel Unicarts only. 21.5"W x 15.25"D x 3"H NOTE: To purchase this divider for the ER2000 Instant Access Cart, please order DIV-DRW12ER. DIV-DRW12



**3" ADJUSTABLE, CLEAR DIVIDER SYSTEM WITH SUB-DIVIDERS**

For full-size Steel Unicarts only. 21.5"W x 15.25"D x 3"H NOTE: To purchase this divider for the ER2000 Instant Access Cart, please order DIV-DRW34ER. DIV-DRW34



**5" ADJUSTABLE, CLEAR DIVIDER SYSTEM WITH SUB-DIVIDERS**

For full-size Steel Unicarts only. 21.5"W x 15.25"D x 5"H NOTE: To purchase this divider for the ER2000 Instant Access Cart, please order DIV-DRW5ER. DIV-DRW5



**3" AMPULE HOLDER DIVIDER TRAY SYSTEM**

Clear dividers are adjustable. Fits into Steel and Aluminum full-size Unicarts. Perfect for 3" drawers. 21.5"W x 15.25"D x 2.3"H DIVTRAY-AMP



**3" ANESTHESIA DIVIDER TRAY SYSTEM**

White plastic tray with dividers. Fits in full-size Unicarts only. Perfect for 3" drawers. 21.5"W x 15.25"D x 2.3"H DIVTRAY-ANES



**3" STANDARD DIVIDER TRAY SYSTEM**

White tray with adjustable clear sub-dividers. Fits in Steel and Aluminum full-size Unicarts only. Perfect for 3" drawers. 21.5"W x 15.25"D x 2.3"H DIVTRAY-STD Also, available in 5" high version. DIVTRAY-STD 21.5"W x 15.25"D x 4.5"H



**3" COMPLETE AMPULE HOLDER DIVIDER TRAY SYSTEM**

Includes 3 rows of 17 adjustable clear ampule dividers. Fits in Steel and Aluminum full-size Unicarts Only. Perfect for 3" drawers. WMT-3



**SLIM MED-JR AMPULE HOLDER DIVIDER TRAY SYSTEM**

White plastic tray includes 12 clear ampule dividers and 4 clear sub-dividers. Fits 1 per drawer. Only works in Steel and Aluminum Med Junior Carts. Perfect for 3" drawers. 15.25"W x 15.25"D x 2.3"H WMT-4



**SLIM MED JR DIVIDER TRAY SYSTEM**

White plastic tray includes 4 adjustable clear sub-dividers. Fits 1 per drawer. Only works in Steel and Aluminum Med Junior Carts. Perfect for 3" drawers. 15.25"W x 15.25"D x 2.3"H WMT-5



**LARGE CUT & CLIP, FRONT TO BACK DIVIDER SYSTEM FOR STEEL CARTS**

Simply score the plastic strips and snap them to create your own divider system. Includes 3 front to back panels and 12 clips to create up to 4 compartments in 6" or larger drawer. Additional panels are available to create more compartments if needed. (To fit into a Steel Med Junior carts simply cut the strips down to 16.5" long.) DIV-UC6 (6" Drawer Divider option) DIV-UC9 (9" & 12" Drawer Divider Option)




**CLEAR DIVIDABLE TRAYS**

Trays fit in Unicart drawers and Instant Access Series ER2000. ER-TRAY3 ER-TRAY6 For dividing systems, purchase DIV-DRW12ER, DIVDRW34ER or DIV-DRW5ER.



**SEALABLE, PERFORATED BAGS**

Fits over divider trays. Package of 20. BAG-3 23"W x 17"D x 5.5"H BAG-6 23"W x 17"D x 7"H



**LONG OR SHORT, CLEAR PLASTIC DIVIDERS**

For use in a Waterloo white plastic divider tray. DIV-10L (small sub divider) DIV-10S (small ampule divider)



**DIVIDERS FOR 3" ALUMINUM UNICART DRAWERS**

Front to back divider Y700228A1 Side to side divider Y700229A1 DIVIDER KIT Includes 1 front-to-back and 1 side-to-side divider. DIV-AU3



**DIVIDERS FOR 6", 9" & 12" ALUMINUM UNICART DRAWERS**

Front to back divider Y700228A2 Side to side divider Y700229A2 DIVIDER KIT Includes 1 front-to-back and 1 side-to-side divider. DIV-AU6



**DIVIDER KIT FOR 3" ALUMINUM MED-JR DRAWERS**

Front to back divider Y700228A1 Side to side divider Y700229A5 DIVIDER KIT Includes 1 front-to-back and 1 side-to-side divider. DIV-AJ3



**DIVIDERS FOR 6", 9" & 12" ALUMINUM MED-JR DRAWERS**

Front to back divider Y700228A2 Side to side divider Y700229A6 DIVIDER KIT Includes 1 front-to-back and 1 side-to-side divider. DIV-AJ6



CART ACCESSORIES



**LIGHTWEIGHT BACKSIDE CARDIAC BOARD MOUNT**  
Lightweight plastic cardiac board and metal mounting brackets for back side of Steel Unicart. Please use CBB-7 for Aluminum Unicarts.  
24"W x 1"D x 18"H  
CBB-6



**LIGHTWEIGHT SIDE CARDIAC BOARD MOUNT**  
Lightweight plastic cardiac board and side mounting brackets for back side of Aluminum Unicarts or Med Jr.  
24"W x 1"D x 18"H  
CBB-8



**THIN SOLID PLASTIC CARDIAC BOARD BACKSIDE MOUNT**  
Thin solid plastic cardiac board and brackets for Steel or Aluminum Unicarts.  
21" x 15.25" x 0.5"  
CBB-9



**ER2000 BACKSIDE CARDIAC BOARD MOUNT**  
Lightweight plastic cardiac board mounting bracket and board for back side of the ER2000 cart.  
CBB-ER



**OXYGEN TANK MOUNT**  
Plastic oxygen tank brackets with adjustable Velcro straps. For all Unicarts or Med-Jr. carts.  
OTB-4



**METAL OXYGEN TANK BRACKET**  
Can be mounted to all Unicarts and Med Jr. carts.  
OTB-5



**OXYGEN TANK CENTER MOUNTING RAIL (FOR STEEL CART)**  
Converts Metal Oxygen Tank Bracket (above) to be center mounted on steel carts. Includes 2 mounting rails.  
AMP1-S



**LOCKING SHARPS CONTAINER MOUNTING BRACKET**  
Mounts to side of all Unicarts, Med Jr, Medtrix, DMC. Designed for 5 quart container.  
SB-2L



**SHARPS CONTAINER MOUNTING BRACKET**  
With adjustable velcro strap. Mounts to side of all Unicarts, Med Jr, ER-2000, Medtrix, DMC.  
SB-1



**NON-LOCKING SHARPS CONTAINER MOUNTING BRACKET**  
Mounts to side of all Unicarts, med Jr, Medtrix, DMC. Designed for 5 quart container.  
SB-2



**SELF-ADHESIVE CHROME HOOKS**  
Set of two self-adhesive chrome hooks that mount easily on any cart.  
ABH-2



**IV POLE**  
Chrome IV pole and mounting bracket. Mounts on Unicart, Med Jr, Medtrix, DMC.  
IV-2



**GLOVE BOX HOLDER**  
The NEW glove box holders are available in 3 sizes to fit any facilities needs.  
Order BH-1 for one box (10"H x 4"D x 6"W), BH-2 for two box size (10"H x 4"D x 12"W), BH-3 for three box size (10"H x 4"D x 18"W)



**HORIZONTAL GLOVE BOX HOLDER**  
Horizontal glove box holder. Holds 3 standard sized glove boxes.  
BH-3H



**GLOVE & MASK BOX HOLDER**  
Made from lightweight aluminum. Adjusts to many sizes of boxes. Mounts to railing on cart.  
GMH-1



**SIDE MOUNT BUCKET HOLDER**  
Side mounting bucket holder and towel bar. Holds (2) 165oz cast buckets.  
17.5"W x 6.5"D x 8.8"H  
CAST-1



**SMALL WASTE BASKET**  
Small (6 quart) plastic waste basket. Requires accessory rail.  
9"W x 6.25"D x 10"H  
BSK-1



**LARGE WASTE BASKET**  
Large (20 quart) plastic waste basket. Requires accessory rail.  
13"W x 8.5"D x 15"H  
BSK-2



**TILT BINS**  
Clear plastic tilt bins with white exterior. Available in 3, 4, 5, or 6 bin units. Mounts to base rail system (BRS-2, BRS-3 OR BRS-JR)  
TB-3  
TB-4  
TB-5  
TB-6



**UTILITY RECEPTACLES**  
Available in three sizes, UR-1 (0.85 liters), UR-2 (1.5 liters), UR-3 (2.8 liters). Requires accessory rail.  
UR-1  
UR-2  
UR-3



**CHART HOLDER**  
Gray steel chart holder. Mounts to accessory rail.  
14.25"W x 3.75"D x 10"H  
CHT-1



**NOTEBOOK MOUNT**  
Wire notebook holder. Mounts to accessory railing.  
12.5"W x 2.5"D x 10"H  
WNH-1



**EXTRA-LARGE WIRE BASKET**  
Mounts to accessory railing.  
15.5"W x 9.5"D x 5.5"H  
WSB-1

CART ACCESSORIES



**LARGE WIRE BASKET**  
Mounts to accessory railing.  
15.5"W x 5.5"D x 3.5"H  
WB-1L



**SMALL WIRE BASKET**  
Mounts to accessory railing.  
8.5"W x 5.5"D x 3.5"H  
WB-1S



**LARGE CLEAR PLASTIC ORGANIZER**  
Includes clear slide-in dividers. Mounts to accessory railing.  
18"W x 5"D x 3"H  
ORG-1L



**SMALL CLEAR PLASTIC ORGANIZER**  
Includes clear slide-in dividers. Mounts to accessory railing.  
9"W x 5"D x 3"H.  
ORG-1S



**TAPE DISPENSER**  
White tape dispenser with suction cups to attach to the top of a cart.  
TD-1



**HORIZONTAL RAIL SYSTEM**  
For hanging accessories and mounting shelves on Unicarts. Includes two vertical and three horizontal rails. For Steel or Aluminum Unicarts purchase BRS-2. Med Jr. carts purchase BRS-JR.



**WRAP-AROUND ALUMINUM RAILING**  
Steel Unicarts purchase R-3. Aluminum Unicarts purchase R-4. Steel Med Jr carts purchase R-JR. Aluminum Med Jr carts purchase R-JRA.



**FLAT SHELF**  
Mounts to the horizontal rail system (BRS-2). Aluminum carts purchase SHLF-3 and BRS-2. 24"W x 10"D x 3/4"H. SHLF-2 SHLF-2JR (needs BRS-JR to mount to a Med Junior).



**TWO-TIER SHELVING UNIT**  
Mount to Aluminum Unicarts only. Order SHLF-110A for aluminum carts. 26.5"W x 15.5"D x 1"H Alum- SHLF-110A (aluminum carts only).



**SWIVELING MONITOR SHELF**  
Full swivel monitor shelf capable of locking in place. Includes an adjustable strap to secure items in place. Maximum weight capacity 25 lbs. Steel carts purchase ER-SHLF. Aluminum carts purchase ER-SHLFA2. Instant Access series purchase ER-SHLF2000. 15"W x 13.5"D x 12"H ER-SHLF



**STEEL SCOPE HOLDER**  
Our durable steel scope holders secure easily to the wall or our Unicarts. Available in two sizes, two scope holder (SH-2) and four scope holder (SH-4). Locking Plexiglas doors also included for added security.



**SUCTION SHELF**  
For Unicart or Med Jr. Fits majority brands of suction units. Fits most brands of portable suction pumps. 18"W x 8"D x 3". SS-M



**CATHETER HOLDER**  
Catheter holder for Unicart or Med Jr. 7.5"W x 2"D x 23"H CH-3



**BACKSIDE MOUNTED SHELVING SYSTEM**  
This shelving unit includes (2) vertical rails, (1) top horizontal rail and (2) suture shelves. Aluminum carts require the purchase of AMP-2 for installation of this item. Each shelf: 21.5"W x 5.5"D x 3.25"H SUT-1



**ACCESSORY MOUNTING PANEL**  
For Lightweight Aluminum Unicarts. Mounts to SIDE to hold additional accessories. AMP-1



**ACCESSORY MOUNTING PANEL**  
For Lightweight Aluminum Unicarts. Mounts to BACK to hold additional accessories. AMP-2



**ACCESSORY SIDE RAIL**  
For Steel Unicarts or Steel Med-Jr carts. Rails for mounting various accessories to sides of cart. SR-1



**ACCESSORY BACK RAIL**  
For Steel Unicarts or Steel Med-Jr carts. Rails for mounting various accessories to back of cart. CB-1



**ACCESSORY BACK RAIL FOR STEEL MED-JR**  
Accessory rail for back attachment of accessories to the Steel Med Jr only. CB-2



**OUTLET POWER STRIP**  
Hospital grade outlet strip. 15 foot long cord with 6 outlets. OS-1



**CORD WRAP**  
Usually used with outlet strip sold separately. CW-1



**FLUID/EQUIPMENT STORAGE TRAY SYSTEM**  
For Steel, Med Jr or Medtrix/Halfix carts. Includes two trays. Steel cart purchase FT-1. Aluminum carts purchase FTA-1. Each tray measures 17.52"W x 4.04"D x 4.5"H



**PLASTIC CART COVER**  
For Unicarts. Includes 5 bags. Dimensions: 33" x 23" x 42" BAG-COVER5



CART ACCESSORIES



**SELF-ADHESIVE LABEL HOLDERS**  
 1"H x 3"W, package of 100. Holders are loaded from the side.  
 LH-1



**FLEXIBLE MAGNETIC LIGHT**  
 for use on steel carts. Requires two AA batteries. Uses highly efficient LED bulb (included).  
 LF-1



**LOCKING SECURITY BOX**  
 For use of transportation of narcotics or permanently mounted inside drawer. Includes two keys.  
 SD-3  
 15.6"W x 11.4"D x 2.5"H  
 Simplex Locking Security Box  
 SD-9S  
 10.6"W x 9"H x 15.75"D




**PUSHBUTTON LOCKING SECURITY BOX**  
 For use in transportation of narcotics. Permanently mounted. Includes override lock with 2 keys.  
 SD-3S



**FULL DRAWER LOCKING SECURITY BOX**  
 Key locking, full drawer security box. Permanently mounted into drawer. Includes two keys.  
 21.5"W x 15.5"D x 2.5"H  
 SD-3F



**ALUMINUM CART GATE LOCK**  
 For use on Lightweight aluminum carts. Can be used for securing narcotics and liquids or as a visible inventory management system.  
 Available in Key-locking or Breakaway locking (for tamper evident plastic breakaway seals) and in 3" increments up to 30" long.



**STEEL CART GATE LOCK**  
 For use on Steel carts. Installed at factory. Available in Key-locking or Breakaway locking (for tamper evident plastic breakaway seals) and in 3" increments up to 30" long.  
 Breakaway gatelock  
 Key gatelock



**DEEP DRAWER SECURITY BOX**  
 With security lid to secure medication in any full size Steel or Aluminum Unicart drawer 9"H. Includes lock with two keys.  
 NARC-BOX



**PROXIMITY LOCK MANAGEMENT SOFTWARE**  
 Management Software for Electronic and Proximity locking systems.  
 LOCKMANAGER  
 PROXIMITY CARD (pictured)  
 PROX-1



**SELF-ADHESIVE PROXIMITY TAG**  
 Small, adhesive proximity tag. 1" diameter.  
 PROX-2



**PLASTIC BREAKAWAY SEALS**  
 Can be used with lever locking systems, breakaway gate locks and EMER-BOX divider trays.  
 PS-100

CROSS-REFERENCE SPECIFICATION CHART

CART FRAME DATA					DRAWER DATA				SECURITY
FRAME STYLE	OVERALL DIMENSIONS	WEIGHT RANGE (lbs)	EXTERIOR COLORS	PULL-OUT SHELF	DRAWER INSIDE DIMENSIONS	DRAWER SIZES (inches high)	BUILT-IN DIVIDERS	DRAWER COLORS	LOCK OPTIONS
<b>ALUMINUM UNICART</b>									
Short	36"h x 29"w x 24.5"d	65-90	LTG, RED, ELB	Dual	22"w x 16.5"d	3, 6, 9, 12	Yes	All 16 Options	Lever, Key, Pushbutton, Electronic, Proximity Card
Medium	39"h x 29"w x 24.5"d	70-95	LTG, RED, ELB	Dual	22"w x 16.5"d	3, 6, 9, 12	Yes	All 16 Options	Lever, Key, Pushbutton, Electronic, Proximity Card
Tall	42"h x 29"w x 24.5"d	75-95	LTG, RED, ELB	Dual	22"w x 16.5"d	3, 6, 9, 12	Yes	All 16 Options	Lever, Key, Pushbutton, Electronic, Proximity Card
X-Tall	45"h x 29"w x 24.5"d	80-100	LTG, RED, ELB	Dual	22"w x 16.5"d	3, 6, 9, 12	Yes	All 16 Options	Lever, Key, Pushbutton, Electronic, Proximity Card
<b>STEEL UNICART</b>									
Short	36"h x 29"w x 24.5"d	85-100	LTG, RED, ELB	Single	22"w x 16.5"d	3, 6, 9, 12	No	All 16 Options	Lever, Key, Pushbutton, Electronic, Proximity Card
Medium	39"h x 29"w x 24.5"d	85-100	LTG, RED, ELB	Single	22"w x 16.5"d	3, 6, 9, 12	No	All 16 Options	Lever, Key, Pushbutton, Electronic, Proximity Card
Tall	42"h x 29"w x 24.5"d	90-120	LTG, RED, ELB	Single	22"w x 16.5"d	3, 6, 9, 12	No	All 16 Options	Lever, Key, Pushbutton, Electronic, Proximity Card
X-Tall	45"h x 29"w x 24.5"d	100-140	LTG, RED, ELB	Single	22"w x 16.5"d	3, 6, 9, 12	No	All 16 Options	Lever, Key, Pushbutton, Electronic, Proximity Card
<b>ALUMINUM BEDSIDE/MED JR.</b>									
Short	36"h x 23"w x 24.5"d	60-80	LTG 4 wood Options	Dual	16.5"w x 16.5"d	3, 6, 9, 12	Yes	16 Color Options 4 Wood Options	Lever, Key, Pushbutton, Electronic, Proximity Card
Medium	39"h x 23"w x 24.5"d	60-85	LTG 4 wood Options	Dual	16.5"w x 16.5"d	3, 6, 9, 12	Yes	16 Color Options 4 Wood Options	Lever, Key, Pushbutton, Electronic, Proximity Card
Tall	42"h x 23"w x 24.5"d	65-85	LTG 4 wood Options	Dual	16.5"w x 16.5"d	3, 6, 9, 12	Yes	16 Color Options 4 Wood Options	Lever, Key, Pushbutton, Electronic, Proximity Card
X-Tall	45"h x 23"w x 24.5"d	70-90	LTG 4 wood Options	Dual	16.5"w x 16.5"d	3, 6, 9, 12	Yes	16 Color Options 4 Wood Options	Lever, Key, Pushbutton, Electronic, Proximity Card
<b>STEEL BEDSIDE/MED JR.</b>									
Short	36"h x 23"w x 24.5"d	80-95	LTG 4 wood Options	Single	16.5"w x 16.5"d	3, 6, 9, 12	No	16 Color Options 4 Wood Options	Lever, Key, Pushbutton, Electronic, Proximity Card
Medium	39"h x 23"w x 24.5"d	80-95	LTG 4 wood Options	Single	16.5"w x 16.5"d	3, 6, 9, 12	No	16 Color Options 4 Wood Options	Lever, Key, Pushbutton, Electronic, Proximity Card
Tall	42"h x 23"w x 24.5"d	85-115	LTG 4 wood Options	Single	16.5"w x 16.5"d	3, 6, 9, 12	No	16 Color Options 4 Wood Options	Lever, Key, Pushbutton, Electronic, Proximity Card
X-Tall	45"h x 23"w x 24.5"d	90-130	LTG 4 wood Options	Single	16.5"w x 16.5"d	3, 6, 9, 12	No	16 Color Options 4 Wood Options	Lever, Key, Pushbutton, Electronic, Proximity Card



Contract Holder  
contract V797P-4115B  
effective August 1, 2013 - June 14, 2018

**800:833:4419** direct **602:414:3691**

**[waterloohealthcare.com](http://waterloohealthcare.com)**



**WATERLOO HEALTHCARE**  
3730 East Southern Avenue  
Phoenix, Arizona 85040-3958